

SIGMA330

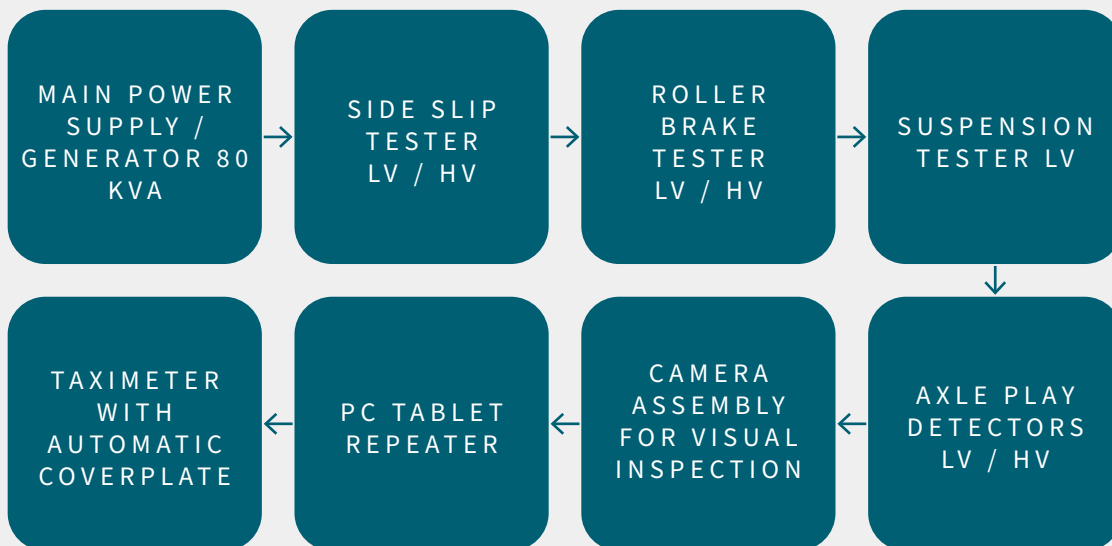
LATERAL MOBILE STATION



This semi-trailer mobile station is equipped with a side drive-by platform. It was designed to adapt to reduced work spaces. It only needs 6 meter of width to deploy the side ramp. It is able to perform inspections on light and heavy duty vehicles.

It is towed by a truck and can be left on the area, it does not require the towing vehicle during the inspection phase. Like all our mobile stations, it is equipped with a generator, thus it is completely autonomous.

TECHNICAL DATA & BASIC EQUIPMENT



THIS STATION IS COMPOSED OF :

- A lateral technical area on which the equipment necessary for the vehicle inspection is located
- An office room in which a waiting area / customer reception can be associated
- All deployment functions are hydraulically controlled using a wired remote control.

FAST

Operational deployment in less than 10 minutes

ADAPTATIVE

Allows the inspection of light and duty vehicles

ERGONOMICS

Spacious office room of approximately 15m²

ROBUST

Platform and chassis in welded steel with a large section

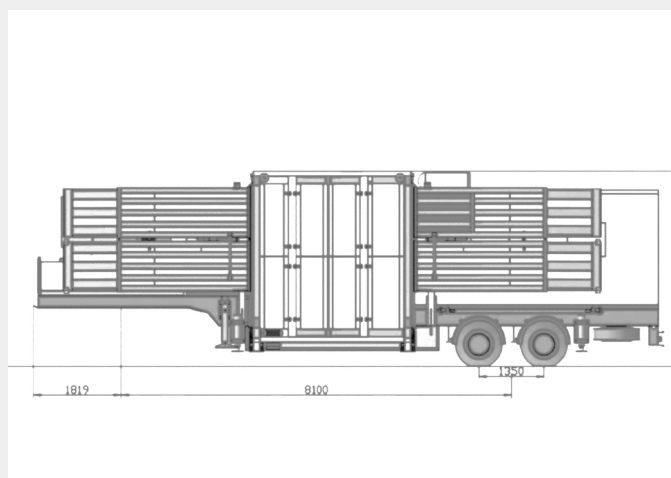
AUTONOMOUS

80 KVA generator with a 500 to 825 liter tank, 48h tank in option

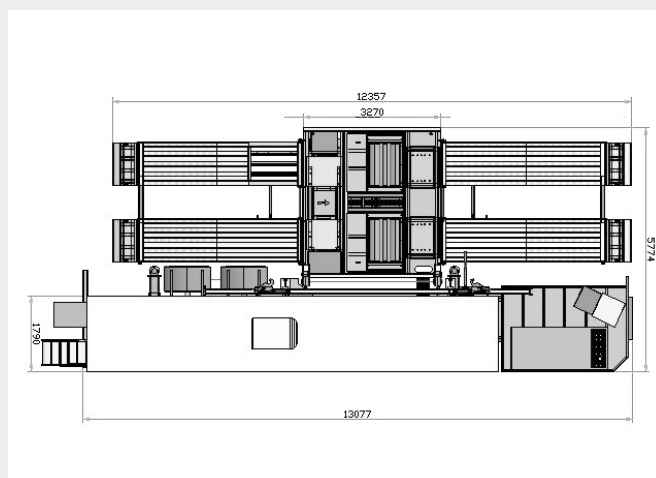
THIS STATION CAN BE EQUIPPED UPON YOUR REQUESTS AND OPTIONS

BASIC EQUIPMENT	3W	LV	HV
Main power supply / Generator 80 KVA up to 110 KVA		✓	✓
Roller brake tester		✓	✓
Side slip tester		✓	✓
Axle play detectors		✓	✓
Camera assembly for visual inspection		✓	✓
PC tablet repeater		✓	✓
Suspension tester		✓	
Repeater screen		✓	✓
OPTIONAL EQUIPMENT	3W	LV	HV
Headlight tester	✓	✓	✓
Exhaust emission tester	✓	✓	✓
Speedometer tester	✓	✓	

DIMENSIONS ON ROAD



DIMENSIONS AT WORK



WEIGHT

33000 kg