

ALPHA65

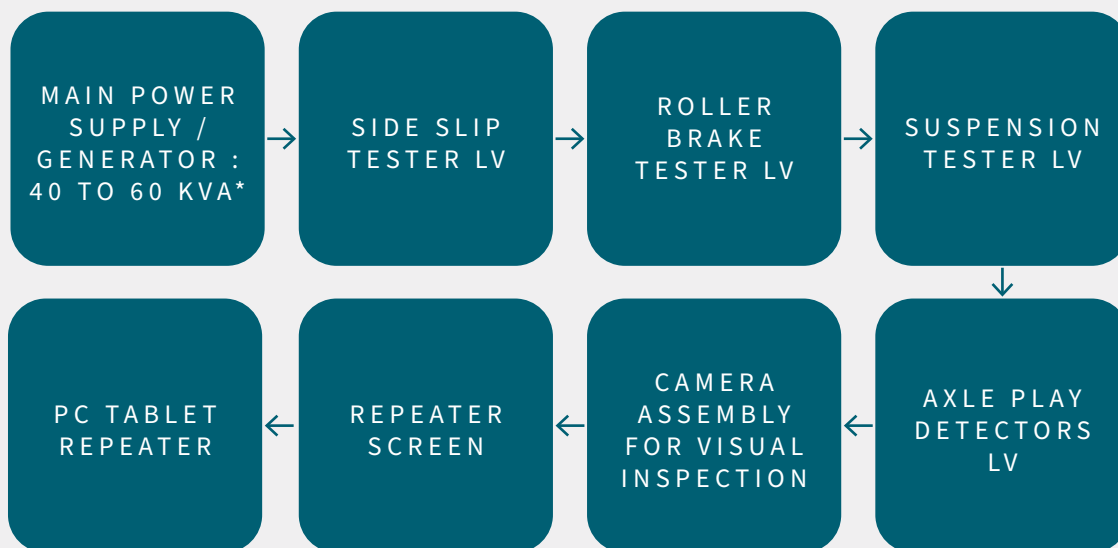
MOBILE STATION 6,5T



This mobile station uses the same deployment kinematics as the ALPHA35. It is equipped with equivalent inspection equipment associated with a more spacious office room and adapted to intensive inspections.



TECHNICAL DATA & BASIC EQUIPMENT



THIS STATION IS COMPOSED OF :

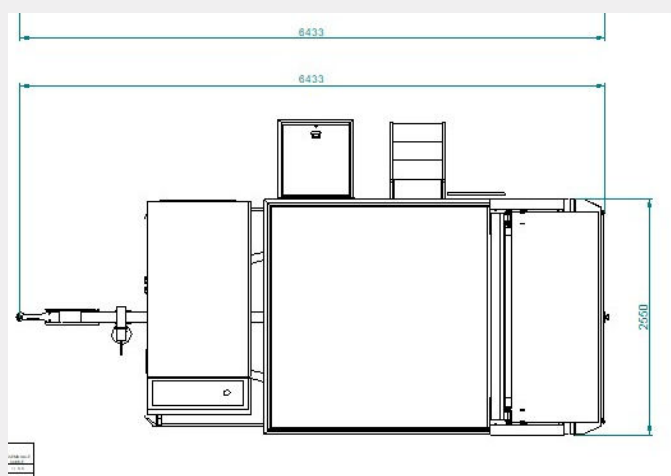
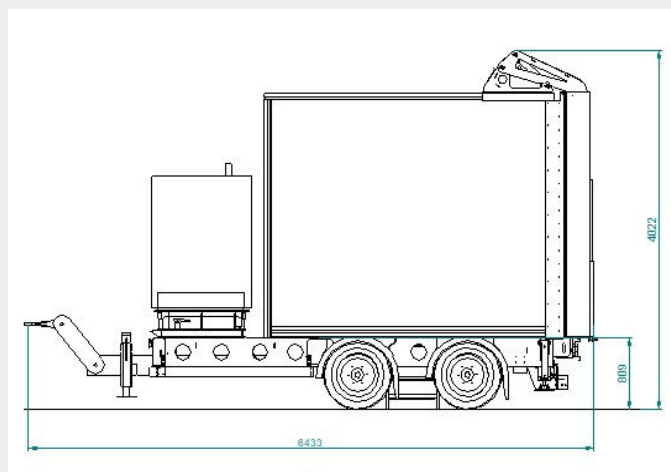
- A technical crossing zone in where the necessary technical inspection equipment is located
- A spacious office room to carry out the administrative tasks required for technical inspection
- All deployment functions are hydraulically controlled by using a wired remote control

* depending on configuration

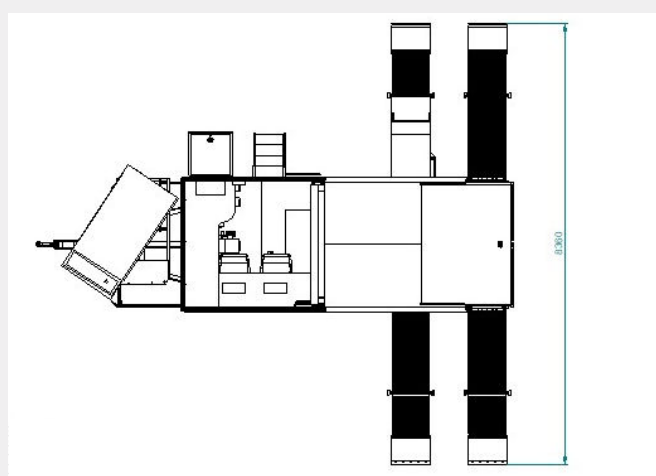
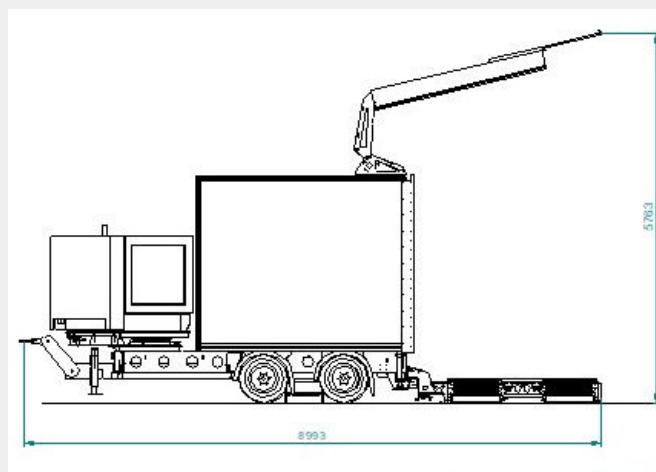
THIS STATION CAN BE EQUIPPED UPON YOUR REQUESTS AND OPTIONS

| BASIC EQUIPMENT | 3W | LV | HV |
|---------------------------------------|----|----|----|
| Main power supply / Generator 60 KVA | | ✓ | |
| Roller brake tester | | ✓ | |
| Suspension tester | | ✓ | |
| Side slip tester | | ✓ | |
| Axle play detectors | | ✓ | |
| PC tablet repeater | | ✓ | |
| Camera assembly for visual inspection | | ✓ | |
| OPTIONAL EQUIPMENT | 3W | LV | HV |
| Roller brake tester (Ref. 44803) | ✓ | | |
| Headlight tester | ✓ | ✓ | |
| Exhaust emission tester | ✓ | ✓ | |
| Repeater screen | ✓ | ✓ | |

DIMENSIONS ON ROAD



DIMENSIONS AT WORK



WEIGHT

6 300 kg